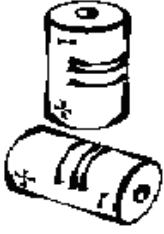
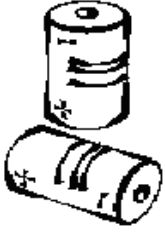
















“Memory” Game: Preparing for an Emergency

If there is ever an emergency in your home or school, you should have certain things available. Blankets, food, water, and medicine are some of the items you would want to have. Each item is pictured below twice so you can play a game with them! Color in each card, cut it out, and place them on a desk upside down. Each person turns over two cards, and if they match, you can keep them and go again! If the cards don't match, it is the next player's turn. Good luck, and prepare well!

 <i>BATTERIES</i>	 <i>BATTERIES</i>	 <i>BLANKET</i>	 <i>BLANKET</i>
 <i>BOOKS</i>	 <i>BOOKS</i>	 <i>CAN OPENER</i>	 <i>CAN OPENER</i>
 <i>CLOTHES</i>	 <i>CLOTHES</i>	 <i>COMPASS</i>	 <i>COMPASS</i>
 <i>FIRST AID KIT</i>	 <i>FIRST AID KIT</i>	 <i>FLASHLIGHT</i>	 <i>FLASHLIGHT</i>

